

QUICK REFERENCE GUIDE

breast reconstruction

HSC+ smooth round breast implants & gel sizers

For expanded implant portfolio, contact your Plastic Surgery Consultant or visit: sientra.com/for-us-surgeons/resources/



Low Projection



WTH cm	PROJ cm	VOL cc	HSC		GEL SIZER	
			Catalog #	QTY	Catalog #	QTY
10.5	2.5	160cc	10610-160LP		GS10610-160LP	
11.4	2.6	190cc	10610-190LP		GS10610-190LP	
12.1	2.7	220cc	10610-220LP		GS10610-220LP	
12.3	2.8	250cc	10610-250LP		GS10610-250LP	
13.0	2.9	280cc	10610-280LP		GS10610-280LP	
13.4	3.0	310cc	10610-310LP		GS10610-310LP	
13.7	3.1	340cc	10610-340LP		GS10610-340LP	
14.5	3.1	370cc	10610-370LP		GS10610-370LP	
14.8	3.2	400cc	10610-400LP		GS10610-400LP	
15.1	3.2	425cc	10610-425LP		GS10610-425LP	
15.4	3.2	450cc	10610-450LP		GS10610-450LP	
15.6	3.3	475cc	10610-475LP		GS10610-475LP	
15.9	3.3	500cc	10610-500LP		GS10610-500LP	
16.2	3.4	525cc	10610-525LP		GS10610-525LP	
16.5	3.5	550cc	10610-550LP		GS10610-550LP	
16.7	3.6	575cc	10610-575LP		GS10610-575LP	
17.0	3.7	600cc	10610-600LP		GS10610-600LP	
17.5	3.8	650cc	10610-650LP		GS10610-650LP	
17.9	3.8	700cc	10610-700LP		GS10610-700LP	

Low Plus Projection



WTH cm	PROJ cm	VOL cc	HSC+		GEL SIZER	
			Catalog #	QTY	Catalog #	QTY
8.0	2.1	80cc	10710-080LPP		GS10610-080LPP	
9.0	2.4	110cc	10710-110LPP		GS10610-110LPP	
9.75	2.6	140cc	10710-140LPP		GS10610-140LPP	
10.0	2.7	155cc	10710-155LPP		GS10610-155LPP	
10.5	2.8	175cc	10710-175LPP		GS10610-175LPP	
10.75	2.9	185cc	10710-185LPP		GS10610-185LPP	
11.0	3.0	195cc	10710-195LPP		GS10610-195LPP	
11.25	3.0	210cc	10710-210LPP		GS10610-210LPP	
11.5	3.1	225cc	10710-225LPP		GS10610-225LPP	
11.75	3.2	235cc	10710-235LPP		GS10610-235LPP	
12.0	3.3	255cc	10710-255LPP		GS10610-255LPP	
12.5	3.4	280cc	10710-280LPP		GS10610-280LPP	
12.75	3.5	300cc	10710-300LPP		GS10610-300LPP	
13.0	3.6	320cc	10710-320LPP		GS10610-320LPP	
13.25	3.6	335cc	10710-335LPP		GS10610-335LPP	
13.5	3.7	355cc	10710-355LPP		GS10610-355LPP	
14.0	3.8	390cc	10710-390LPP		GS10610-390LPP	
14.5	3.9	440cc	10710-440LPP		GS10610-440LPP	

Moderate Projection

WTH cm	PROJ cm	VOL cc	HSC+		GEL SIZER	
			Catalog #	QTY	Catalog #	QTY
10.3	3.2	190cc	10712-190MP		GS10512-190MP	
10.7	3.2	210cc	10712-210MP		GS10512-210MP	
11.1	3.2	230cc	10712-230MP		GS10512-230MP	
11.4	3.3	250cc	10712-250MP		GS10512-250MP	
11.8	3.4	270cc	10712-270MP		GS10512-270MP	
11.9	3.5	285cc	10712-285MP		GS10512-285MP	
12.0	3.6	300cc	10712-300MP		GS10512-300MP	
12.3	3.7	320cc	10712-320MP		GS10512-320MP	
12.4	3.8	335cc	10712-335MP		GS10512-335MP	
12.5	3.9	350cc	10712-350MP		GS10512-350MP	
12.7	4.0	365cc	10712-365MP		GS10512-365MP	
12.8	4.1	380cc	10712-380MP		GS10512-380MP	
12.9	4.2	395cc	10712-395MP		GS10512-395MP	
13.0	4.2	410cc	10712-410MP		GS10512-410MP	
13.2	4.2	425cc	10712-425MP		GS10512-425MP	
13.4	4.2	440cc	10712-440MP		GS10512-440MP	
13.7	4.3	470cc	10712-470MP		GS10512-470MP	
14.0	4.3	510cc	10712-510MP		GS10512-510MP	
14.8	4.3	550cc	10712-550MP		GS10512-550MP	
15.4	4.4	600cc	10712-600MP		GS10512-600MP	
15.8	4.5	650cc	10712-650MP		GS10512-650MP	
16.1	4.7	700cc	10712-700MP		GS10512-700MP	

Moderate Plus Projection



WTH cm	PROJ cm	VOL cc	HSC+		GEL SIZER	
			Catalog #	QTY	Catalog #	QTY
9.3	3.7	175cc	10721-175MP		GS10621-175MP	
9.7	3.9	195cc	10721-195MP		GS10621-195MP	
10.0	3.9	215cc	10721-215MP		GS10621-215MP	
10.5	3.9	235cc	10721-235MP		GS10621-235MP	
11.0	3.9	255cc	10721-255MP		GS10621-255MP	
11.4	4.0	285cc	10721-285MP		GS10621-285MP	
11.7	4.0	305cc	10721-305MP		GS10621-305MP	
11.8	4.4	325cc	10721-325MP		GS10621-325MP	
12.1	4.4	355cc	10721-355MP		GS10621-355MP	
12.5	4.5	385cc	10721-385MP		GS10621-385MP	
12.9	4.6	415cc	10721-415MP		GS10621-415MP	
13.2	4.6	435cc	10721-435MP		GS10621-435MP	
13.3	4.6	455cc	10721-455MP		GS10621-455MP	
13.6	4.8	485cc	10721-485MP		GS10621-485MP	
13.7	4.9	505cc	10721-505MP		GS10621-505MP	
13.8	5.0	525cc	10721-525MP		GS10621-525MP	
13.9	5.1	540cc	10721-540MP		GS10621-540MP	
14.1	5.2	575cc	10721-575MP		GS10621-575MP	
14.3	5.3	590cc	10721-590MP		GS10621-590MP	
14.6	5.3	625cc	10721-625MP		GS10621-625MP	
14.8	5.4	650cc	10721-650MP		GS10621-650MP	
15.1	5.5	695cc	10721-695MP		GS10621-695MP	

High Projection



WTH cm	PROJ cm	VOL cc	HSC+		GEL SIZER	
			Catalog #	QTY	Catalog #	QTY
9.6	4.0	190cc	10721-190HP		GS10621-190HP	
9.9	4.1	205cc	10721-205HP		GS10621-205HP	
10.2	4.2	225cc	10721-225HP		GS10621-225HP	
10.5	4.3	240cc	10721-240HP		GS10621-240HP	
10.8	4.4	255cc	10721-255HP		GS10621-255HP	
11.1	4.5	280cc	10721-280HP		GS10621-280HP	
11.4	4.6	300cc	10721-300HP		GS10621-300HP	
11.7	4.7	330cc	10721-330HP		GS10621-330HP	
12.0	4.8	350cc	10721-350HP		GS10621-350HP	
12.3	4.9	385cc	10721-385HP		GS10621-385HP	
12.5	5.0	415cc	10721-415HP		GS10621-415HP	
12.8	5.1	440cc	10721-440HP		GS10621-440HP	
13.1	5.2	470cc	10721-470HP		GS10621-470HP	
13.4	5.3	505cc	10721-505HP		GS10621-505HP	
13.7	5.4	535cc	10721-535HP		GS10621-535HP	
14.0	5.5	565cc	10721-565HP		GS10621-565HP	
14.3	5.6	590cc	10721-590HP		GS10621-590HP	
14.5	5.8	620cc	10721-620HP		GS10621-620HP	
14.7	5.9	650cc	10721-650HP		GS10621-650HP	
14.9	6.0	700cc	10721-700HP		GS10621-700HP	

Xtra High Projection



WTH cm	PROJ cm	VOL cc	HSC+		GEL SIZER	
			Catalog #	QTY	Catalog #	QTY
9.75	5.2	275cc	10721-275XP		GS10621-275XP	
10.00	5.3	295cc	10721-295XP		GS10621-295XP	
10.25	5.4	315cc	10721-315XP		GS10621-315XP	
10.50	5.5	340cc	10721-340XP		GS10621-340XP	
10.75	5.6	360cc	10721-360XP		GS10621-360XP	
11.00	5.8	395cc	10721-395XP		GS10621-395XP	
11.25	5.9	420cc	10721-420XP		GS10621-420XP	
11.50	6.0	445cc	10721-445XP		GS10621-445XP	
11.75	6.1	470cc	10721-470XP		GS10621-470XP	
12.00	6.2	510cc	10721-510XP		GS10621-510XP	

To Order Call 1.888.708.0808

see your skills in
sientra

The sale and distribution of this device is restricted to users and/or user facilities that provide information to patients about the risks and benefits of this device in the form and manner specified in the approved labeling provided by Sientra, Inc.

QUICK REFERENCE GUIDE

breast reconstruction

see your skills in
sientra®

AlloX2® & Deraspan® breast tissue expanders

Doctor _____ Surgery Date _____ Patient Name _____

Phone Number _____ Billing Zip Code _____ Email _____

Office Contact _____ Surgery Location _____

AlloX2 | Mid Height
Textured & Smooth Surface
Integrated Port



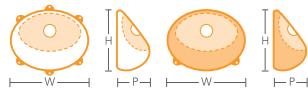
WTH cm	HT cm	PROJ cm	VOL cc	SMOOTH		TEXTURED	
				Catalog #	QTY	Catalog #	QTY
12.0	9.8	5.2-6.0	225-280cc	AlloX2-12SE		AlloX2-12E	
13.0	10.6	5.9-6.9	340-420cc	AlloX2-13SE		AlloX2-13E	
14.0	11.2	6.0-7.3	460-550cc	AlloX2-14SE		AlloX2-14E	
15.0	11.5	6.4-7.9	500-600cc	AlloX2-15SE		AlloX2-15E	
16.0	12.0	6.6-8.2	580-690cc	AlloX2-16SE		AlloX2-16E	

AlloX2 | Full Height
Textured & Smooth Surface
Integrated Port



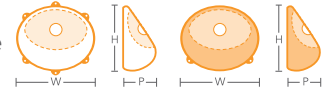
WTH cm	HT cm	PROJ cm	VOL cc	SMOOTH		TEXTURED	
				Catalog #	QTY	Catalog #	QTY
11.0	10.2	5.2-5.7	230-280cc	AlloX2-FH11SE		AlloX2-FH11E	
12.0	11.0	5.3-6.0	270-330cc	AlloX2-FH12SE		AlloX2-FH12E	
13.0	11.9	5.4-6.3	360-430cc	AlloX2-FH13SE		AlloX2-FH13E	
14.0	12.9	6.1-7.3	480-575cc	AlloX2-FH14SE		AlloX2-FH14E	
15.0	13.8	6.4-7.9	600-720cc	AlloX2-FH15SE		AlloX2-FH15E	
16.0	14.7	6.9-8.5	750-900cc	AlloX2-FH16SE		AlloX2-FH16E	

Deraspan | Mid Height
Textured & Smooth Surface
Integrated Port



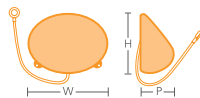
WTH cm	HT cm	PROJ cm	VOL cc	SMOOTH 6 Tabs		TEXTURED 2 Tabs	
				Catalog #	QTY	Catalog #	QTY
11.0	9.0	5.0-5.7	250-300cc	LPP11S		LPP11	
12.0	9.8	5.2-6.0	310-370cc	LPP12S		LPP12	
13.0	10.6	5.5-6.3	380-450cc	LPP13S		LPP13	
14.0	11.2	6.0-7.3	460-550cc	LPP14S		LPP14	
15.0	11.5	6.4-7.9	500-600cc	LPP15S		LPP15	
16.0	12.0	6.6-8.2	580-690cc	LPP16S		LPP16	

Deraspan | Full Height
Textured & Smooth Surface
Integrated Port



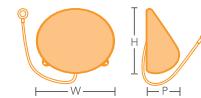
WTH cm	HT cm	PROJ cm	VOL cc	SMOOTH 6 Tabs		TEXTURED 2 Tabs	
				Catalog #	QTY	Catalog #	QTY
11.0	10.2	5.0-5.7	250-300cc	LPP-FH11S		LPP-FH11	
12.0	11.0	5.2-6.0	310-370cc	LPP-FH12S		LPP-FH12	
13.0	11.9	5.4-6.3	360-430cc	LPP-FH13S		LPP-FH13	
14.0	12.9	6.1-7.3	480-575cc	LPP-FH14S		LPP-FH14	
15.0	13.8	6.4-7.9	600-720cc	LPP-FH15S		LPP-FH15	
16.0	14.7	6.9-8.5	750-900cc	LPP-FH16S		LPP-FH16	

Deraspan | Mid Height
Textured Surface
Remote Port



WTH cm	HT cm	PROJ cm	VOL cc	TEXTURED	
				Catalog #	QTY
11.0	9.0	5.0-5.7	250-300cc	LPP11-R	
12.0	9.8	5.2-6.0	310-370cc	LPP12-R	
13.0	10.6	5.5-6.3	380-450cc	LPP13-R	
14.0	11.2	6.0-7.3	460-550cc	LPP14-R	
15.0	11.5	6.4-7.9	500-600cc	LPP15-R	
16.0	12.0	6.6-8.2	580-690cc	LPP16-R	

Deraspan | Full Height
Textured Surface
Remote Port



WTH cm	HT cm	PROJ cm	VOL cc	TEXTURED	
				Catalog #	QTY
11.0	10.2	5.0-5.7	250-300cc	LPP-FH11-R	
12.0	11.0	5.2-6.0	310-370cc	LPP-FH12-R	
13.0	11.9	5.4-6.3	360-430cc	LPP-FH13-R	
14.0	12.9	6.1-7.3	480-575cc	LPP-FH14-R	
15.0	13.8	6.4-7.9	600-720cc	LPP-FH15-R	
16.0	14.7	6.9-8.5	750-900cc	LPP-FH16-R	