

QUICK REFERENCE GUIDE

breast reconstruction

see your skills in
sientra

HSC+ smooth round breast implants, saline sizers, & gel sizers

Doctor _____ Surgery Date _____ Patient Name _____

Phone Number _____ Billing Zip Code _____ Email _____

Office Contact _____ Surgery Location _____

Moderate Projection

WTH cm	PROJ cm	VOL cc	HSC+	
			Catalog #	QTY
10.3	3.2	190cc	10712-190MP	
10.7	3.2	210cc	10712-210MP	
11.1	3.2	230cc	10712-230MP	
11.4	3.3	250cc	10712-250MP	
11.8	3.4	270cc	10712-270MP	
11.9	3.5	285cc	10712-285MP	
12.0	3.6	300cc	10712-300MP	
12.3	3.7	320cc	10712-320MP	
12.4	3.8	335cc	10712-335MP	
12.5	3.9	350cc	10712-350MP	
12.7	4.0	365cc	10712-365MP	
12.8	4.1	380cc	10712-380MP	
12.9	4.2	395cc	10712-395MP	
13.0	4.2	410cc	10712-410MP	
13.2	4.2	425cc	10712-425MP	
13.4	4.2	440cc	10712-440MP	
13.7	4.3	470cc	10712-470MP	
14.0	4.3	510cc	10712-510MP	
14.8	4.3	550cc	10712-550MP	
15.4	4.4	600cc	10712-600MP	
15.8	4.5	650cc	10712-650MP	
16.1	4.7	700cc	10712-700MP	

Moderate Plus Projection

WTH cm	PROJ cm	VOL cc	HSC+		GEL SIZER		SALINE SIZER	
			Catalog #	QTY	Catalog #	QTY	Catalog #	QTY
9.3	3.7	175cc	10721-175MP		GS10621-175MP		SZ10621-175MP	
9.7	3.9	195cc	10721-195MP		GS10621-195MP		SZ10621-195MP	
10.0	3.9	215cc	10721-215MP		GS10621-215MP		SZ10621-215MP	
10.5	3.9	235cc	10721-235MP		GS10621-235MP		SZ10621-235MP	
11.0	3.9	255cc	10721-255MP		GS10621-255MP		SZ10621-255MP	
11.4	4.0	285cc	10721-285MP		GS10621-285MP		SZ10621-285MP	
11.7	4.0	305cc	10721-305MP		GS10621-305MP		SZ10621-305MP	
11.8	4.4	325cc	10721-325MP		GS10621-325MP		SZ10621-325MP	
12.1	4.4	355cc	10721-355MP		GS10621-355MP		SZ10621-355MP	
12.5	4.5	385cc	10721-385MP		GS10621-385MP		SZ10621-385MP	
12.9	4.6	415cc	10721-415MP		GS10621-415MP		SZ10621-415MP	
13.2	4.6	435cc	10721-435MP		GS10621-435MP		SZ10621-435MP	
13.3	4.6	455cc	10721-455MP		GS10621-455MP		SZ10621-455MP	
13.6	4.8	485cc	10721-485MP		GS10621-485MP		SZ10621-485MP	
13.7	4.9	505cc	10721-505MP		GS10621-505MP		SZ10621-505MP	
13.8	5.0	525cc	10721-525MP		GS10621-525MP		SZ10621-525MP	
13.9	5.1	540cc	10721-540MP		GS10621-540MP		SZ10621-540MP	
14.1	5.2	575cc	10721-575MP		GS10621-575MP		SZ10621-575MP	
14.3	5.3	590cc	10721-590MP		GS10621-590MP		SZ10621-590MP	
14.6	5.3	625cc	10721-625MP		GS10621-625MP		SZ10621-625MP	
14.8	5.4	650cc	10721-650MP		GS10621-650MP		SZ10621-650MP	
15.1	5.5	695cc	10721-695MP		GS10621-695MP		SZ10621-695MP	

High Projection

WTH cm	PROJ cm	VOL cc	HSC+		GEL SIZER		SALINE SIZER	
			Catalog #	QTY	Catalog #	QTY	Catalog #	QTY
9.6	4.0	190cc	10721-190HP		GS10621-190HP		SZ10621-190HP	
9.9	4.1	205cc	10721-205HP		GS10621-205HP		SZ10621-205HP	
10.2	4.2	225cc	10721-225HP		GS10621-225HP		SZ10621-225HP	
10.5	4.3	240cc	10721-240HP		GS10621-240HP		SZ10621-240HP	
10.8	4.4	255cc	10721-255HP		GS10621-255HP		SZ10621-255HP	
11.1	4.5	280cc	10721-280HP		GS10621-280HP		SZ10621-280HP	
11.4	4.6	300cc	10721-300HP		GS10621-300HP		SZ10621-300HP	
11.7	4.7	330cc	10721-330HP		GS10621-330HP		SZ10621-330HP	
12.0	4.8	350cc	10721-350HP		GS10621-350HP		SZ10621-350HP	
12.3	4.9	385cc	10721-385HP		GS10621-385HP		SZ10621-385HP	
12.5	5.0	415cc	10721-415HP		GS10621-415HP		SZ10621-415HP	
12.8	5.1	440cc	10721-440HP		GS10621-440HP		SZ10621-440HP	
13.1	5.2	470cc	10721-470HP		GS10621-470HP		SZ10621-470HP	
13.4	5.3	505cc	10721-505HP		GS10621-505HP		SZ10621-505HP	
13.7	5.4	535cc	10721-535HP		GS10621-535HP		SZ10621-535HP	
14.0	5.5	565cc	10721-565HP		GS10621-565HP		SZ10621-565HP	
14.3	5.6	590cc	10721-590HP		GS10621-590HP		SZ10621-590HP	
14.5	5.8	620cc	10721-620HP		GS10621-620HP		SZ10621-620HP	
14.7	5.9	650cc	10721-650HP		GS10621-650HP		SZ10621-650HP	
14.9	6.0	700cc	10721-700HP		GS10621-700HP		SZ10621-700HP	

Xtra High Projection

WTH cm	PROJ cm	VOL cc	HSC+		GEL SIZER	
			Catalog #	QTY	Catalog #	QTY
9.75	5.2	275cc	10721-275XP		GS10621-275XP	
10.00	5.3	295cc	10721-295XP		GS10621-295XP	
10.25	5.4	315cc	10721-315XP		GS10621-315XP	
10.50	5.5	340cc	10721-340XP		GS10621-340XP	
10.75	5.6	360cc	10721-360XP		GS10621-360XP	
11.00	5.8	395cc	10721-395XP		GS10621-395XP	
11.25	5.9	420cc	10721-420XP		GS10621-420XP	
11.50	6.0	445cc	10721-445XP		GS10621-445XP	
11.75	6.1	470cc	10721-470XP		GS10621-470XP	
12.00	6.2	510cc	10721-510XP		GS10621-510XP	

For expanded implant portfolio, contact your Plastic Surgery Consultant or visit: sientra.com/for-us-surgeons/resources/

To Order Call 1.888.708.0808

QUICK REFERENCE GUIDE

breast reconstruction

see your skills in
sientra®

AlloX2® & Deraspan™ breast tissue expanders

Doctor _____ Surgery Date _____ Patient Name _____

Phone Number _____ Billing Zip Code _____ Email _____

Office Contact _____ Surgery Location _____

AlloX2 | Mid Height
Textured & Smooth Surface
Integrated Port



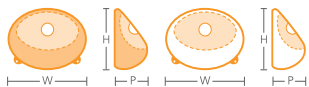
WTH cm	HT cm	PROJ cm	VOL cc	SMOOTH		TEXTURED	
				Catalog #	QTY	Catalog #	QTY
12.0	9.8	5.2-6.0	225-280cc	AlloX2-12SE		AlloX2-12E	
13.0	10.6	5.9-6.9	340-420cc	AlloX2-13SE		AlloX2-13E	
14.0	11.2	6.0-7.3	460-550cc	AlloX2-14SE		AlloX2-14E	
15.0	11.5	6.4-7.9	500-600cc	AlloX2-15SE		AlloX2-15E	
16.0	12.0	6.6-8.2	580-690cc	AlloX2-16SE		AlloX2-16E	

AlloX2 | Full Height
Textured & Smooth Surface
Integrated Port



WTH cm	HT cm	PROJ cm	VOL cc	SMOOTH		TEXTURED	
				Catalog #	QTY	Catalog #	QTY
11.0	10.2	5.2-5.7	230-280cc	AlloX2-FH11SE		AlloX2-FH11E	
12.0	11.0	5.3-6.0	270-330cc	AlloX2-FH12SE		AlloX2-FH12E	
13.0	11.9	5.4-6.3	360-430cc	AlloX2-FH13SE		AlloX2-FH13E	
14.0	12.9	6.1-7.3	480-575cc	AlloX2-FH14SE		AlloX2-FH14E	
15.0	13.8	6.4-7.9	600-720cc	AlloX2-FH15SE		AlloX2-FH15E	
16.0	14.7	6.9-8.5	750-900cc	AlloX2-FH16SE		AlloX2-FH16E	

Deraspan | Mid Height
Textured & Smooth Surface
Integrated Port



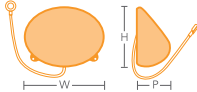
WTH cm	HT cm	PROJ cm	VOL cc	SMOOTH		TEXTURED	
				Catalog #	QTY	Catalog #	QTY
11.0	9.0	5.0-5.7	250-300cc	LPP11S		LPP11	
12.0	9.8	5.2-6.0	310-370cc	LPP12S		LPP12	
13.0	10.6	5.5-6.3	380-450cc	LPP13S		LPP13	
14.0	11.2	6.0-7.3	460-550cc	LPP14S		LPP14	
15.0	11.5	6.4-7.9	500-600cc	LPP15S		LPP15	
16.0	12.0	6.6-8.2	580-690cc	LPP16S		LPP16	

Deraspan | Full Height
Textured & Smooth Surface
Integrated Port



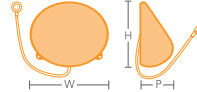
WTH cm	HT cm	PROJ cm	VOL cc	SMOOTH		TEXTURED	
				Catalog #	QTY	Catalog #	QTY
11.0	10.2	5.0-5.7	250-300cc	LPP-FH11S		LPP-FH11	
12.0	11.0	5.2-6.0	310-370cc	LPP-FH12S		LPP-FH12	
13.0	11.9	5.4-6.3	360-430cc	LPP-FH13S		LPP-FH13	
14.0	12.9	6.1-7.3	480-575cc	LPP-FH14S		LPP-FH14	
15.0	13.8	6.4-7.9	600-720cc	LPP-FH15S		LPP-FH15	
16.0	14.7	6.9-8.5	750-900cc	LPP-FH16S		LPP-FH16	

Deraspan | Mid Height
Textured Surface
Remote Port



WTH cm	HT cm	PROJ cm	VOL cc	TEXTURED	
				Catalog #	QTY
11.0	9.0	5.0-5.7	250-300cc	LPP11-R	
12.0	9.8	5.2-6.0	310-370cc	LPP12-R	
13.0	10.6	5.5-6.3	380-450cc	LPP13-R	
14.0	11.2	6.0-7.3	460-550cc	LPP14-R	
15.0	11.5	6.4-7.9	500-600cc	LPP15-R	
16.0	12.0	6.6-8.2	580-690cc	LPP16-R	

Deraspan | Full Height
Textured Surface
Remote Port



WTH cm	HT cm	PROJ cm	VOL cc	TEXTURED	
				Catalog #	QTY
11.0	10.2	5.0-5.7	250-300cc	LPP-FH11-R	
12.0	11.0	5.2-6.0	310-370cc	LPP-FH12-R	
13.0	11.9	5.4-6.3	360-430cc	LPP-FH13-R	
14.0	12.9	6.1-7.3	480-575cc	LPP-FH14-R	
15.0	13.8	6.4-7.9	600-720cc	LPP-FH15-R	
16.0	14.7	6.9-8.5	750-900cc	LPP-FH16-R	