

QUICK REFERENCE GUIDE

AlloX2® & Deraspan™

breast tissue expanders

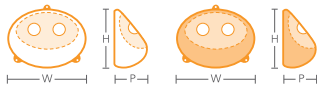
Doctor _____ Surgery Date _____ Patient Name _____

Phone Number _____ Billing Zip Code _____ Email _____

Office Contact _____ Surgery Location _____

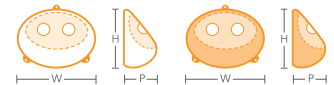
Comments _____

AlloX2 | Mid Height Textured & Smooth Surface Integrated Port



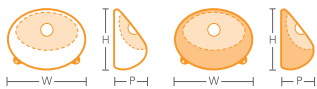
WTH cm	HT cm	PROJ cm	VOL cc	SMOOTH		TEXTURED	
				Catalog #	QTY	Catalog #	QTY
12.0	9.8	5.2-6.0	225-280cc	AlloX2-12SE		AlloX2-12E	
13.0	10.6	5.9-6.9	340-420cc	AlloX2-13SE		AlloX2-13E	
14.0	11.2	6.0-7.3	460-550cc	AlloX2-14SE		AlloX2-14E	
15.0	11.5	6.4-7.9	500-600cc	AlloX2-15SE		AlloX2-15E	
16.0	12.0	6.6-8.2	580-690cc	AlloX2-16SE		AlloX2-16E	

AlloX2 | Full Height Textured & Smooth Surface Integrated Port



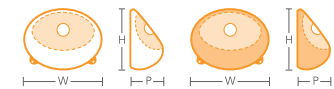
WTH cm	HT cm	PROJ cm	VOL cc	SMOOTH		TEXTURED	
				Catalog #	QTY	Catalog #	QTY
11.0	10.2	5.2-5.7	230-280cc	AlloX2-FH11SE		AlloX2-FH11E	
12.0	11.0	5.3-6.0	270-330cc	AlloX2-FH12SE		AlloX2-FH12E	
13.0	11.9	5.4-6.3	360-430cc	AlloX2-FH13SE		AlloX2-FH13E	
14.0	12.9	6.1-7.3	480-575cc	AlloX2-FH14SE		AlloX2-FH14E	
15.0	13.8	6.4-7.9	600-720cc	AlloX2-FH15SE		AlloX2-FH15E	
16.0	14.7	6.9-8.5	750-900cc	AlloX2-FH16SE		AlloX2-FH16E	

Deraspan | Mid Height Textured & Smooth Surface Integrated Port



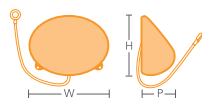
WTH cm	HT cm	PROJ cm	VOL cc	SMOOTH		TEXTURED	
				Catalog #	QTY	Catalog #	QTY
11.0	9.0	5.0-5.7	250-300cc	LPP11S		LPP11	
12.0	9.8	5.2-6.0	310-370cc	LPP12S		LPP12	
13.0	10.6	5.5-6.3	380-450cc	LPP13S		LPP13	
14.0	11.2	6.0-7.3	460-550cc	LPP14S		LPP14	
15.0	11.5	6.4-7.9	500-600cc	LPP15S		LPP15	
16.0	12.0	6.6-8.2	580-690cc	LPP16S		LPP16	

Deraspan | Full Height Textured & Smooth Surface Integrated Port



WTH cm	HT cm	PROJ cm	VOL cc	SMOOTH		TEXTURED	
				Catalog #	QTY	Catalog #	QTY
11.0	10.2	5.0-5.7	250-300cc	LPP-FH11S		LPP-FH11	
12.0	11.0	5.2-6.0	310-370cc	LPP-FH12S		LPP-FH12	
13.0	11.9	5.4-6.3	360-430cc	LPP-FH13S		LPP-FH13	
14.0	12.9	6.1-7.3	480-575cc	LPP-FH14S		LPP-FH14	
15.0	13.8	6.4-7.9	600-720cc	LPP-FH15S		LPP-FH15	
16.0	14.7	6.9-8.5	750-900cc	LPP-FH16S		LPP-FH16	

Deraspan | Mid Height Textured Surface Remote Port



WTH cm	HT cm	PROJ cm	VOL cc	TEXTURED	
				Catalog #	QTY
11.0	9.0	5.0-5.7	250-300cc	LPP11-R	
12.0	9.8	5.2-6.0	310-370cc	LPP12-R	
13.0	10.6	5.5-6.3	380-450cc	LPP13-R	
14.0	11.2	6.0-7.3	460-550cc	LPP14-R	
15.0	11.5	6.4-7.9	500-600cc	LPP15-R	
16.0	12.0	6.6-8.2	580-690cc	LPP16-R	

Deraspan | Full Height Textured Surface Remote Port



WTH cm	HT cm	PROJ cm	VOL cc	TEXTURED	
				Catalog #	QTY
11.0	10.2	5.0-5.7	250-300cc	LPP-FH11-R	
12.0	11.0	5.2-6.0	310-370cc	LPP-FH12-R	
13.0	11.9	5.4-6.3	360-430cc	LPP-FH13-R	
14.0	12.9	6.1-7.3	480-575cc	LPP-FH14-R	
15.0	13.8	6.4-7.9	600-720cc	LPP-FH15-R	
16.0	14.7	6.9-8.5	750-900cc	LPP-FH16-R	

To Order Call 1.888.708.0808